

FCC Compliance Information Statement



Product Name: Omada 5-Port 2.5GBASE-T and 1-Port 10GE SFP+ Easy Managed Switch with 4-Port PoE++ / Omada 8-Port 2.5G + 2-Port 10G Easy Managed Switch with 8-Port PoE++

Model Number: ES206XPP-M2 / ES210XPP-M2

Component Name	Model
Power Adapter	T535243-2-DT (For ES206XPP-M2)
	T540416-2-DT (For ES210XPP-M2)

Responsible party:

TP-Link Systems Inc.

Address: 10 Mauchly, Irvine, CA 92618

Website: <https://www.tp-link.com/us/>

Tel: +1 626 333 0234

Fax: +1 909 527 6804

E-mail: sales.usa@tp-link.com

This equipment has been tested and found to comply with the limits for a Class A digital device, pursuant to part 15 of the FCC Rules. These limits are designed to provide reasonable protection against harmful interference when the equipment is operated in a commercial environment. This equipment generates, uses, and can radiate radio frequency energy and, if not installed and used in accordance with the instruction manual, may cause harmful interference to radio communications. Operation of this equipment in a residential area is likely to cause harmful interference in which case the user will be required to correct the interference at his own expense.

This device complies with part 15 of the FCC Rules. Operation is subject to the following two conditions:

- 1) This device may not cause harmful interference.
- 2) This device must accept any interference received, including interference that may cause undesired operation.

Any changes or modifications not expressly approved by the party responsible for compliance could void the user's authority to operate the equipment.

Product Name: Power Adapter

Model Number: T535243-2-DT / T540416-2-DT

Responsible party:

TP-Link Systems Inc.

Address: 10 Mauchly, Irvine, CA 92618

Website: <https://www.tp-link.com/us/>

Tel: +1 626 333 0234

Fax: +1 909 527 6804

E-mail: sales.usa@tp-link.com

This equipment has been tested and found to comply with the limits for a Class A digital device, pursuant to part 15 of the FCC Rules. These limits are designed to provide reasonable protection against harmful interference when the equipment is operated in a commercial environment. This equipment generates, uses, and can radiate radio frequency energy and, if not installed and used in accordance with the instruction manual, may cause harmful interference to radio communications. Operation of this equipment in a residential area is likely to cause harmful interference in which case the user will be required to correct the interference at his own expense.

This device complies with part 15 of the FCC Rules. Operation is subject to the following two conditions:

- 1) This device may not cause harmful interference.
- 2) This device must accept any interference received, including interference that may cause undesired operation.

Any changes or modifications not expressly approved by the party responsible for compliance could void the user's authority to operate the equipment.

We, **TP-Link Systems Inc.**, has determined that the equipment shown as above has been shown to comply with the applicable technical standards, FCC part 15. There is no unauthorized change is made in the equipment and the equipment is properly maintained and operated.

Issue Date: 2026/01/23

CE Mark Warning



This is a class A product. In a domestic environment, this product may cause radio interference, in which case the user may be required to take adequate measures.

TP-Link hereby declares that the switch is in compliance with the essential requirements and other relevant provisions of directives 2014/30/EU, 2014/35/EU, 2011/65/EU and (EU)2015/863.

The original EU declaration of conformity may be found at <https://www.tp-link.com/en/ce>

UKCA Mark Warning



TP-Link hereby declares that the switch is in compliance with the essential requirements and other relevant provisions of the Electromagnetic Compatibility Regulations 2016 and Electrical Equipment (Safety) Regulations 2016.

The original UK declaration of conformity may be found at <https://www.tp-link.com/support/ukca/>

Industry Canada Statement

CAN ICES-003 (A)/NMB-003(A)



この装置は、クラス A 情報技術装置です。この装置を家庭環境で使用すると電波妨害を引き起こすことがあります。この場合には使用者が適切な対策を講ずるよう要求されることがあります。

VCCI-A

BSMI Notice

安全諮詢及注意事項

- 請使用原裝電源供應器或只能按照本產品注明的電源類型使用本產品。
- 清潔本產品之前請先拔掉電源線。請勿使用液體、噴霧清潔劑或濕布進行清潔。
- 注意防潮，請勿將水或其他液體潑灑到本產品上。
- 插槽與開口供通風使用，以確保本產品的操作可靠並防止過熱，請勿堵塞或覆蓋開口。
- 請勿將本產品置放於靠近熱源的地方。除非有正常的通風，否則不可放在密閉位置中。
- 不要私自拆開機殼或自行維修，如產品有故障請與原廠或代理商聯繫。

為避免電磁干擾，本產品不應安裝或使用於住宅環境。

限用物質含有情況標示聲明書

單元	限用物質及其化學符號					
	鉛 Pb	鎘 Cd	汞 Hg	六價鉻 Cr ⁺⁶	多溴聯苯 PBB	多溴二苯醚 PBDE
PCB	○	○	○	○	○	○
外殼	○	○	○	○	○	○
電源供應器	—	○	○	○	○	○
其他及其配件	—	○	○	○	○	○

備考1. "超出0.1 wt %" 及 "超出0.01 wt %" 系指限用物質之百分比含量超出百分比含量基準值。
 備考2. "○"系指該項限用物質之百分比含量未超出百分比含量基準值。
 備考3. "—" 系指該項限用物質為排除項目。



Продукт сертифіковано згідно з правилами системи УкрСЕПРО на відповідність вимогам нормативних документів та вимогам, що передбачені чинними законодавчими актами України.



Safety Information

- Do not attempt to disassemble, repair, or modify the device. If you need service, please contact us.
- 請勿嘗試拆裝、修理或改裝此設備。如有其他需求，請聯繫我們。
- Keep the device away from water, fire, humidity or hot environments.
- 將設備遠離水、火、潮濕或高溫的環境。
- Place the device with its bottom surface downward.
- 將設備底部朝下放置。
- Do not use damaged charger or USB cable to charge the device.
- 請勿使用損壞的充電器或 USB 線來供應設備充電。
- Do not use any other chargers than those recommended.
- 請勿使用推薦充電器以外的任何其他充電器。
- Adapter shall be installed near the equipment and shall be easily accessible.
- 變壓器應安裝在設備附近且易於操作。
- Use only power supplies which are provided by manufacturer and in the original packing of this product. If you have any questions, please don't hesitate to contact us.
- 請使用由製造商提供並隨產品原包裝附帶的電源供應器。如果您有任何問題，請隨時與我們聯絡。
- The PoE ports shall not be used to charge lithium batteries or devices supplied by lithium batteries.
- PoE 連接埠不得用於為鋰電池或由鋰電池供電的設備充電。
- The operating temperature for the device shall be within -5°C to 40°C (23°F to 104°F) (ES206XPP-M2) / -10°C to 40°C (14°F to 104°F) (ES210XPP-M2) .
- 設備運作溫度： -5°C ~ 40°C (23°F ~ 104°F) (ES206XPP-M2) / -10°C ~ 40°C (14°F ~ 104°F) (ES210XPP-M2)
- The operating temperature for the power adapter shall be within 0°C to 40°C (32°F to 104°F).
- 電源供應器運作溫度： 0°C ~ 40°C (32°F ~ 104°F)

Please read and follow the above safety information when operating the device. We cannot guarantee that no accidents or damage will occur due to improper use of the device. Please use this product with care and operate at your own risk.












Explanation of the symbols on the product label


產品標籤上符號的解釋

Note: The product label can be found at the bottom of the product and its I.T.E. power supply. Symbols may vary from products.

注意：產品標籤可以在產品底部和其 I.T.E. 電源供應器上找到。產品標籤可在產品底部找到。符號可能因產品而異。

Symbol 符號	Explanation 說明
	Class II equipment 二級設備
	Class II equipment with functional earthing 具有接地功能的二級設備
	Alternating current 交流電
	Direct current DC 電壓
	Polarity of d.c. power connector 輸出端點的極性
	For indoor use only 僅供室內使用
	Dangerous voltage 危險電壓
	Caution, risk of electric shock 請注意，有觸電的危險
	Energy efficiency Marking 能源效率標誌
	Protective earth 保護接地
	Earth 接地

	Frame or chassis 框架或外殼
	Functional earthing 功能接地
	Caution, hot surface 請注意，表面過熱
	Caution 警告
	Operator's manual 操作手冊
	Stand-by 待機
	"ON"/"OFF" (push-push) “開啟” / “關閉” (按壓式)
	Fuse 保險絲
	Fuse is used in neutral N 保險絲用於中性線 N
	<p>RECYCLING 回收</p> <p>This product bears the selective sorting symbol for Waste electrical and electronic equipment (WEEE). This means that this product must be handled pursuant to European directive 2012/19/EU in order to be recycled or dismantled to minimize its impact on the environment.</p> <p>User has the choice to give his product to a competent recycling organization or to the retailer when he buys a new electrical or electronic equipment.</p> <p>這個產品帶有歐盟指令 2012/19/EU 中關於廢棄電氣電子設備 (WEEE) 的選擇性分類標誌。這意味著，該產品必須按照該指令處理，以便進行回收或拆解，從而最大限度地減少對環境的影響。</p> <p>用戶可以選擇將產品交給有資格的回收機構，或在購買新的電器或電子設備時將其交給零售商進行回收。</p>
	Caution, avoid listening at high volume levels for long periods 請小心，避免長時間以高音量收聽。

	Disconnection, all power plugs 斷線，所有電源插頭
m	Switch of mini-gap construction 迷你間隙結構開關
μ	Switch of micro-gap construction (for US version) Switch of micro-gap / micro-disconnection construction (for other versions except US) 小間隙結構開關 (US 版本) 小間隙 / 小斷開結構的開關 (非 US 版)
ε	Switch without contact gap (Semiconductor switching device) 無接觸間隙的開關 (半導體開關設備)

Wall Mounting Requirements

To mount the device on a wall, use 2 screws which complies with ANSI B1.1 4#, (5#), 6#, 8# standard and are more than 8.5 mm in length. When the screws are fixed on the wall, the distance between the screw head and the wall should be more than 1.5 mm.